

Ahkam Altajweed
Rewayat Hafs 'An 'Aasim
by the way of Shaatibiyyah
CANBERRA MOSQUE

Week 4

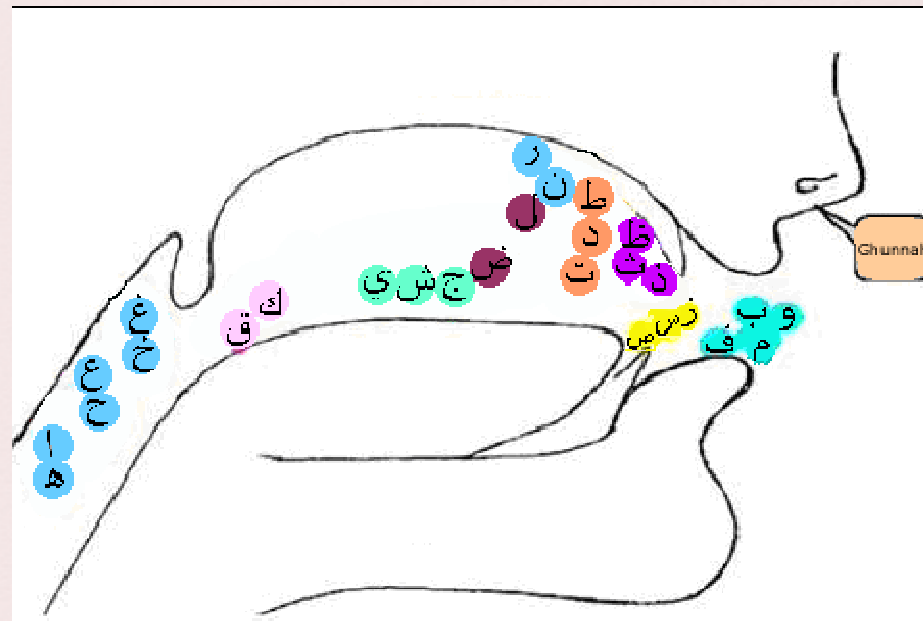
MAKHRAJ AL LISSAN (Tongue) Part 2

5 Rajab 1434

Main Makhaarij

- ⌘ There are 5 main categories of Makhaarij:
- ⌘ 1. The oral cavity Al Jawf الجَوْف
- ⌘ 2. The throat Al Halq الحَلَق
- ⌘ 3. The tongue Al Lissaan اللِّسَان
- ⌘ 4. The lips Ash-shafatain الشَّفَتَان
- ⌘ 5. The nasal cavity Al Khayshoom الخَيْشُوم

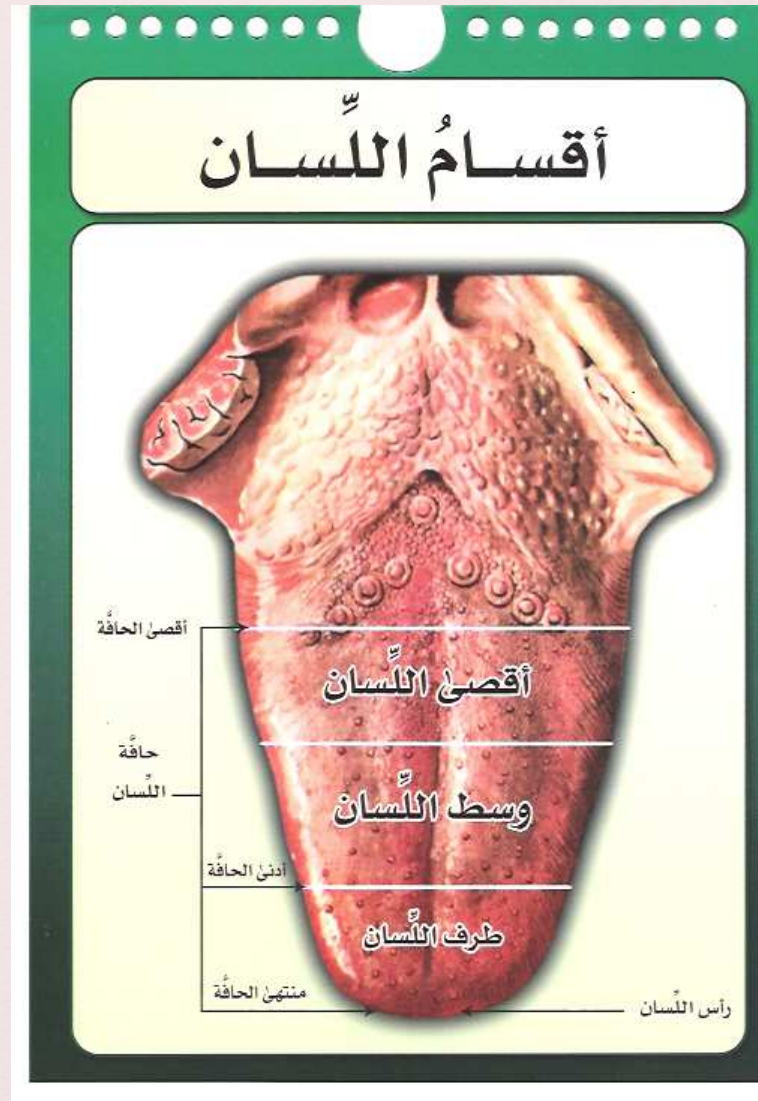
A diagram showing where each letter originates



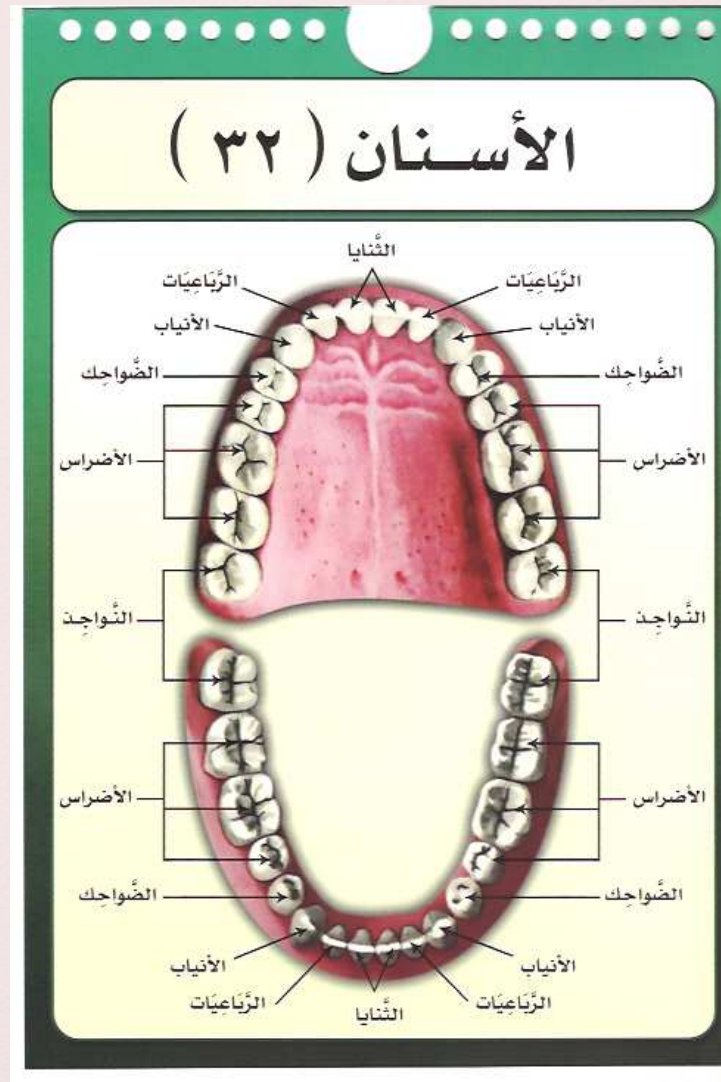
4th sub-makhraj of the tongue

- ⌘ From the edges of the tongue and what lies opposite to it at the upper molars
- ⌘ It can be done in either one of three ways: from the right side, from the left side OR from both sides.
- ⌘ The left side of the tongue is most commonly used as it is easier than the right. Use of both sides of the tongue is rare .
- ⌘ Only one letter comes from that sub-makhraj which is (ض)

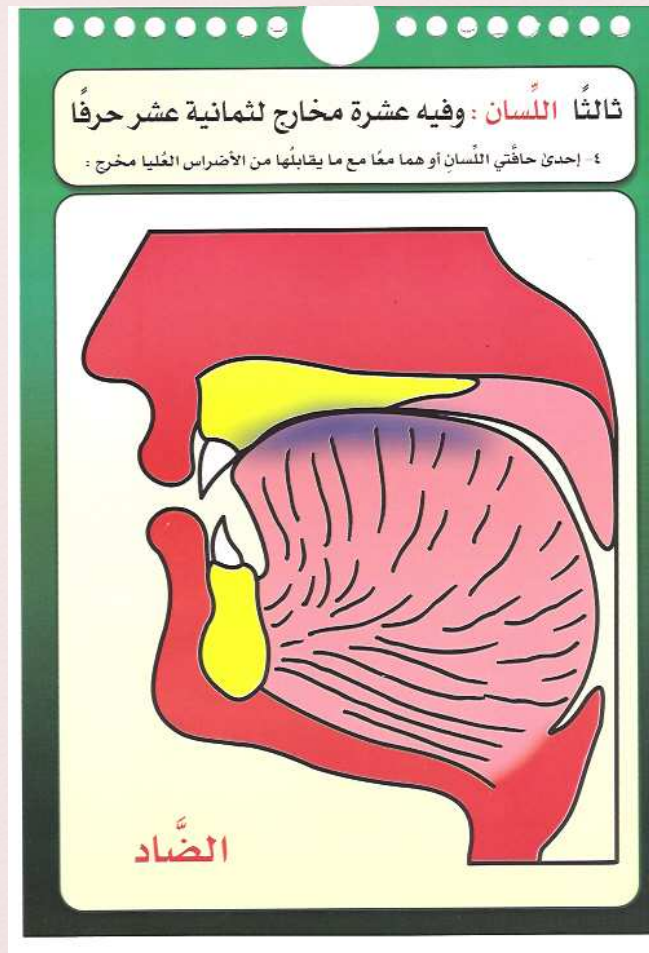
Tongue parts



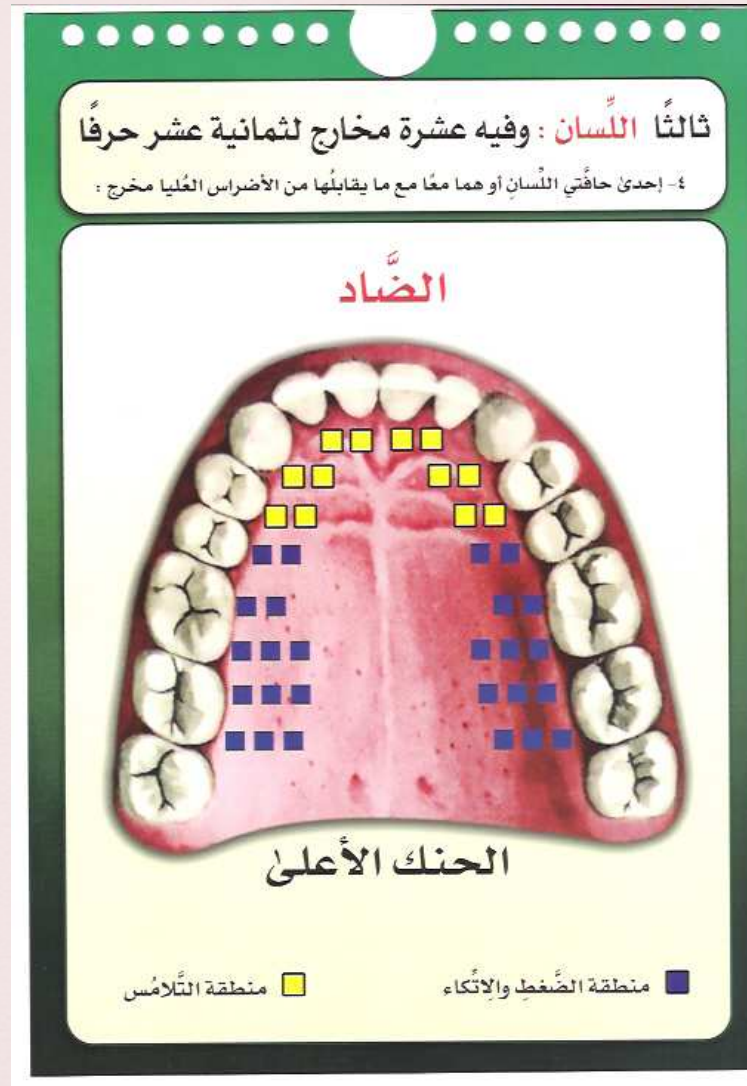
Teeth



A diagram showing the makhraj of (ض)



A diagram showing the makhraj of (ض)



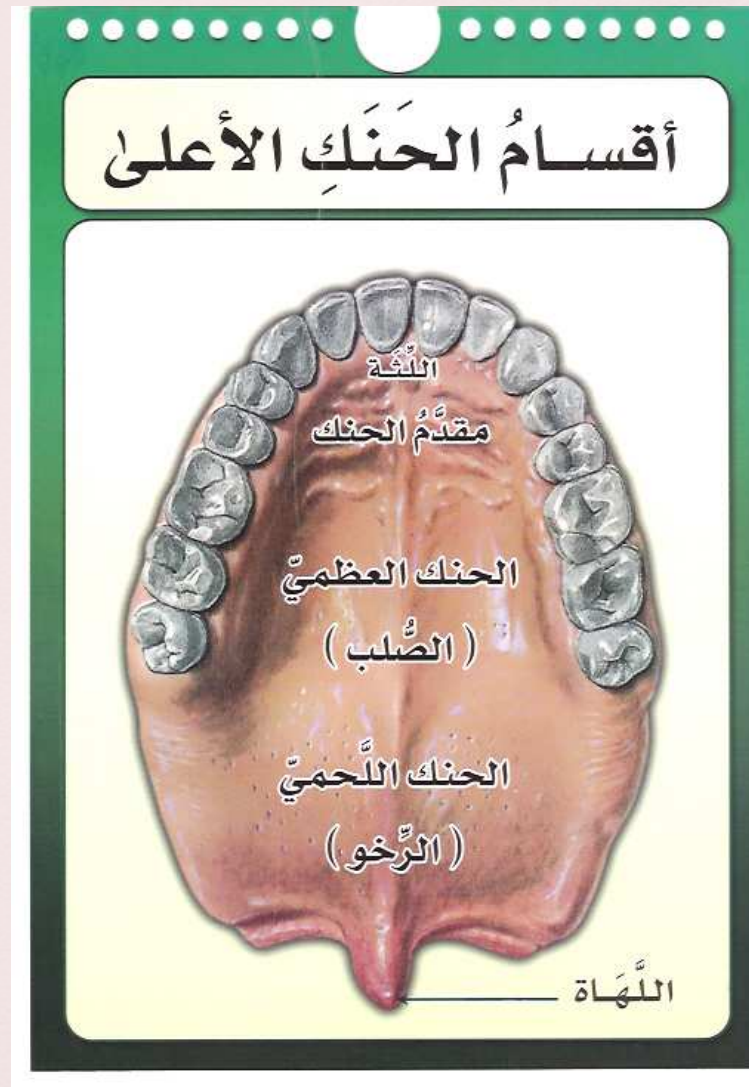
Examples of the letter (ض)

وَالْعَدِيَّتِ ضَبْحًا ﴿١٠٠﴾ وَلَا يَحُضُّ عَلَىٰ
طَعَامِ الْمِسْكِينِ ﴿١٠٧﴾ أَنْقَضَ ظَهْرَكَ
﴿٩٤﴾ وَلَا الضَّالِّينَ ﴿١﴾ وَلَا يَضُرُّكُمْ
﴿٢١﴾ فَلْيَضْحَكُوا قَلِيلًا ﴿٩٨﴾ وَمَا
كُنْتُمْ تُتَّخَذُ الْمُضِلِّينَ عَصُدًا ﴿١٨﴾

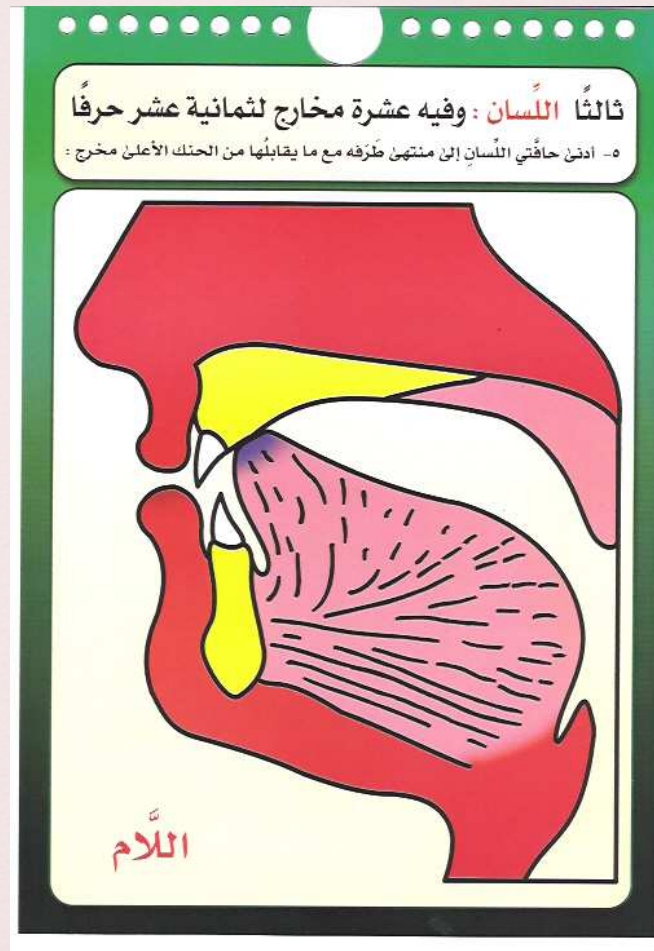
5th sub-makhraj of the tongue

- ⌘ Between the front part of the two edges of the tongue and the end of its tip and what lies opposite to it at the gum.
- ⌘ Only one letter comes from that sub-makhraj which is (ج)

Parts of the upper palate



A diagram showing the makhraj of (J)



Examples of the letter (J)

وَجَنَّتٍ أَلْفَافًا (78:16) ❁ لَا أُقْسِمُ بِهَذَا الْبَلَدِ

(90:1) ❁ وَلِبَاسُهُمْ فِيهَا حَرِيرٌ (22:23) ❁

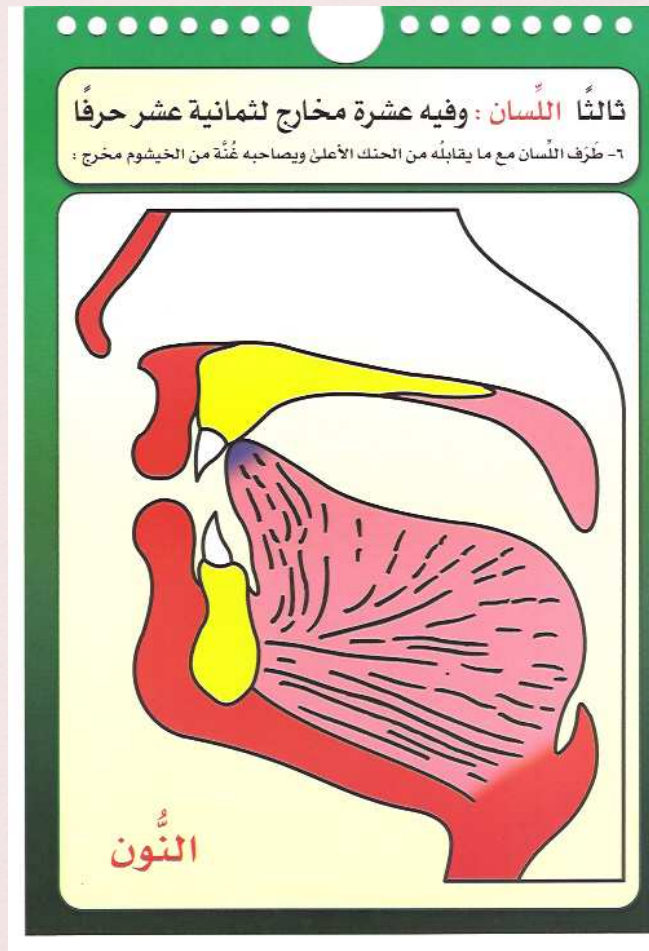
وَيَطُوفُ عَلَيْهِمْ غِلْمَانٌ لَّهُمْ كَأَنَّهُمْ لُؤْلُؤٌ مَّكْنُونٌ

(52:24) ❁ لَمْ الْإِنْسَانُ مَا لَمْ يَعْلَمْ (96:5)

6th sub-makhraj of the tongue

- ⌘ From the tip of the tongue and what lies opposite to it at the gum with Ghunnah (nasalization)
- ⌘ Only letter comes from that sub-makhraj which is (ن)

A diagram showing the makhraj of (ن)



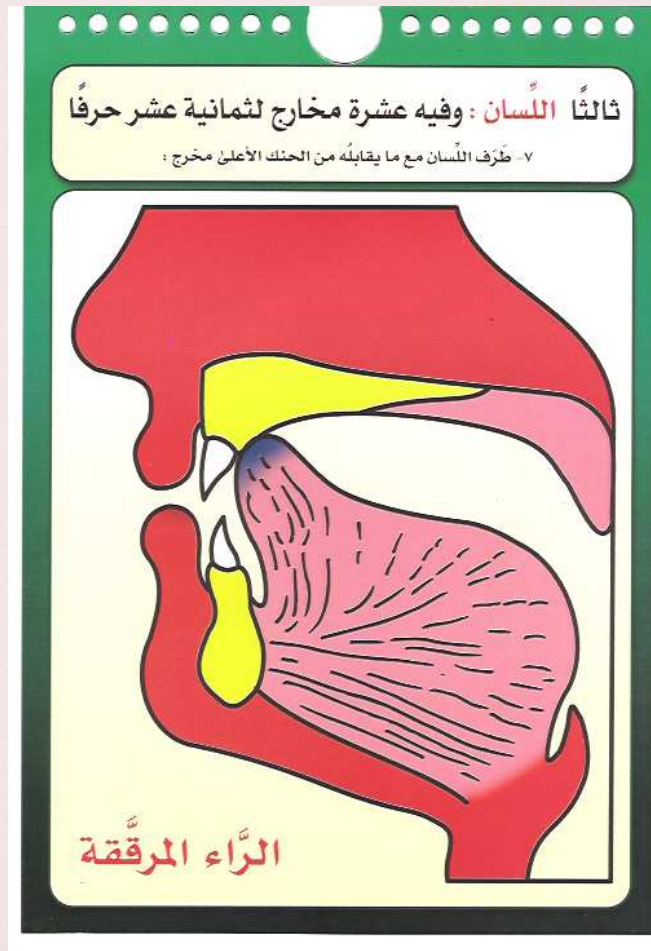
Examples of the letter (ن)

أَنْ لَّهُمْ جَنَّاتٌ تَجْرِي مِنْ تَحْتِهَا الْأَنْهَارُ ﴿٢٥﴾ (2:25) * وَإِذَا
مَسَّهُ الْخَيْرُ مَنُوعًا ﴿٢١﴾ (70:21) * وَمِنْهُمْ مَّنْ يَقُولُ أَسْئَلُ
لِّي وَلَا تَفْتِنِّي ﴿٤٩﴾ (9:49) * يَمُنُّونَ عَلَيْكَ أَنْ أَسْلَمُوا
﴿١٧﴾ (49:17) * وَأَنْزَلْنَا مِنَ السَّمَاءِ مَاءً طَهُورًا ﴿٤٨﴾ (25:48) *
فَيَوْمَئِذٍ لَا يُسْأَلُ عَنْ ذَنْبِهِ إِنْسٌ وَلَا جَانٌّ ﴿٣٩﴾ (55:39)

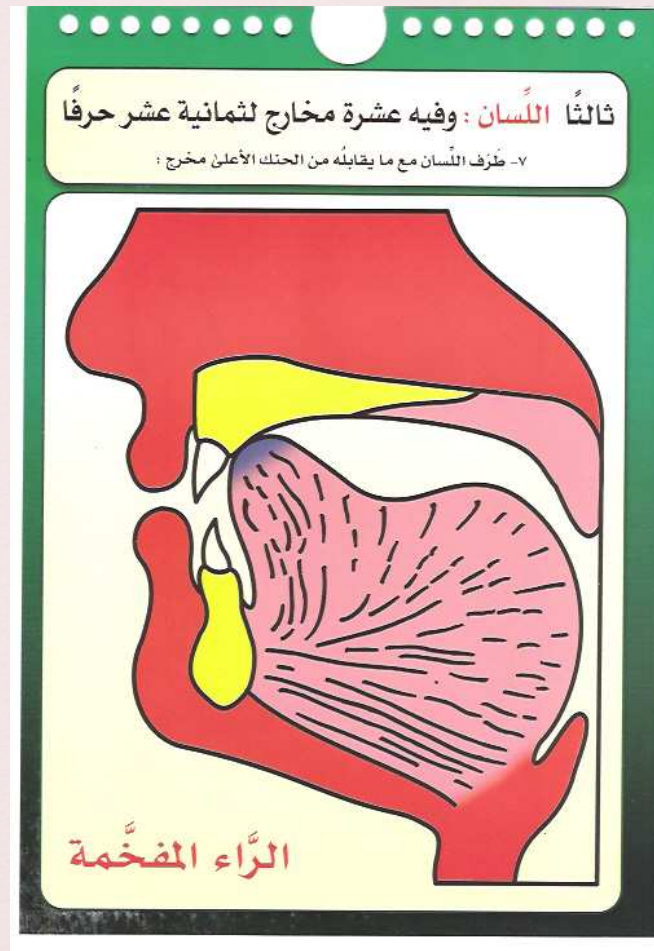
7th sub-makhraj of the tongue

- ⌘ From the tip of the tongue and what lies opposite to it at the gum close to makhraj Al-noon.
- ⌘ Only one letter comes from that sub-makhraj which is (ي)

A diagram showing the makhraj of (ج)



A diagram showing the makhraj of (ج)



Examples of the letter ()

وَأَيَّدَنَّهُ بِرُوحِ الْقُدُسِ (2:253) * وَاللَّهُ بَصِيرٌ بِالْعِبَادِ (3:20) * إِنَّا
أَرْسَلْنَاكَ بِالْحَقِّ بَشِيرًا وَنَذِيرًا (2:119) * إِلَى اللَّهِ مَرْجِعُكُمْ جَمِيعًا
فَيُنَبِّئُكُمْ بِمَا كُنتُمْ تَعْمَلُونَ (5:105) * فَذَنِّكَ بُرْهَانٍ مِّن رَّبِّكَ إِلَى
فِرْعَوْنَ وَمَلَئِهِ ۚ (28:32) * إِنَّا أَعْطَيْنَاكَ الْكَوْثَرَ (108:1) * أُولَئِكَ
يُؤْتُونَ أَجْرَهُم مَّرَّتَيْنِ بِمَا صَبَرُوا وَيَدْرَءُونَ بِالْحَسَنَةِ السَّيِّئَةَ وَمِمَّا
رَزَقْنَاهُمْ يُنْفِقُونَ (28:54)

General exercises

Note: these are ongoing exercises. Please keep practicing up to the end of the course.

1. Choose a word from the Quran with one long vowel which is preceded by (م) or (ن) and read it.
2. Now pinch your nose with you thumb and index finger while reading the word. Did you notice any difference? If you feel any vibration in your nose while you are pronouncing the long vowel then you are not pronouncing it properly.
3. This time choose a word from Quran with one long vowel which is preceded by any other letter e.g. (ق) or (س) and repeat the action. Notice the difference?

Excercise No. 2

- ⌘ Choose a small sura from the Quran or a small chapter of a long one and read it.
- ⌘ Try to stopping on any word that contains a letter where you have already learned its makhraj.
- ⌘ Place your finger on the makhraj if possible. Make sure that you pronounce it correctly

Exercise No. 3

- ⌘ Keep pronouncing all the letters where you have already learned its makhraj. Make sure that you pronounce them correctly.
- ⌘ Try to pick the similar letters like (ق / ك), (ع / أ) and (هـ / ح)
- ⌘ Ensure that they are differentiated and pronounced correctly.

Questions

- ⌘ What are the two conditions for (ا،و،ي) to be a long vowel
- ⌘ What is the definition of Ilmu Altajweed and how it can be achieved?
- ⌘ What is the makhraj?
- ⌘ How do we know the makhraj of a specific letter?
- ⌘ Why we say that the long vowel has an approximate makhraj?
- ⌘ What are the main five makharej?
- ⌘ How many sub-makhrai are there in the throat and what are they?
- ⌘ What are the three letters come out from the middle of the tongue?